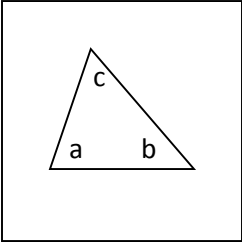


## Angle Sum Activity

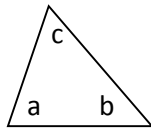
Draw a large triangle on your paper. (Use half the sheet of 8 ½ x 11 paper)

STEP 1



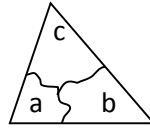
Write a, b and c in the interiors of the three angles of the triangle.

STEP 2



Carefully cut out the triangle.

STEP 3



Tear off the three angles.

STEP 4

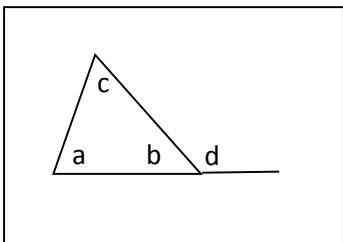
Arrange the three angles in such a way as to show their sum.

**CONJECTURE:** Sum of the angles of any triangle is \_\_\_\_\_

## Exterior Angle Activity

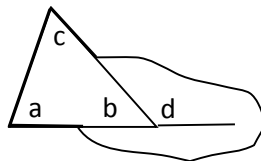
Draw a large triangle on your paper. (Use half the sheet of 8 ½ x 11 paper). Extend one side of the triangle to form an exterior angle. (See diagram in step 1)

STEP 1



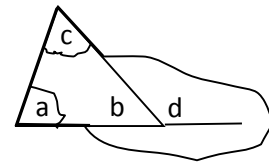
Write a, b, and c in the interiors of the three angles, and d in the exterior angle formed.

STEP 2



Carefully cut out the triangle and extended side as shown in the diagram.

STEP 3



Tear off angles a and c only. Arrange angles a and c in such a way as to show their relationship to angle d.

**CONJECTURE:** The measure of the exterior angle of any triangle is \_\_\_\_\_